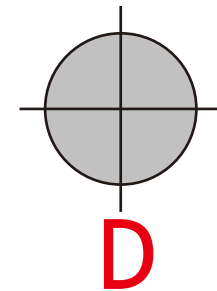
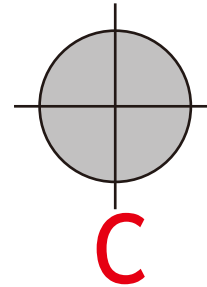
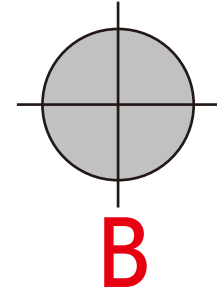
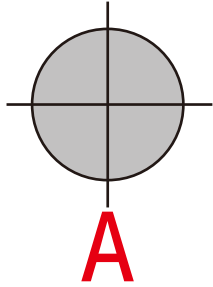


라쿤봇과 함께하는 나의 첫 로봇 팔 활동지 2-2

- A4 용지에 실제 크기로 출력하세요.
- 책상 위에 활동지를 놓은 뒤 테이프로 고정하세요!



RACCOONBOT



라쿤봇이 선을 벗어나지 않도록 놓으세요!

앞 →

ROBOMATIOn